

The MARTINDALE ELECTRIC Company

FLEX-DRIVE MICA-MILLER INSTRUCTIONS & PARTS LIST

FLEXIBLE SHAFT:

Approximately every 100 operating hours the inner flexible shaft should be removed and wiped lightly with a high grade of light ball-bearing grease.

A Flexible shaft loses efficiency of power transmission very rapidly if it is bent into a small radius; therefore the flexible shaft should be kept as straight as practicable while undercutting. The best way to do this is to suspend the motor unit overhead and allow the flexible shaft to assume a natural, gentle curve. This also takes some of the weight off the operator's hands.

HEADS:

Three heads are easily and quickly interchangeable. Saw and V-cutter diameters used are: 23/32" or 3/4" for Small Head, 7/8" or 1" for Standard Head, and 1-1/8" or 1-1/4" for Heavy-Duty Head. Use the wrenches provided for changing saws.

Slot guides are furnished on the Small and Standard Heads, although as an operator becomes familiar with the operation of the machine the slot guide is usually removed. To adjust for height or width release the set screw, make adjustment, and re-tighten set screw. Depth of cut is determined by the setting of the depth gauge behind the saws. Be sure the set screw is tight.

The head may be removed by taking out the horizontal screw on top. A slight twist, and the head will come off. After 100 hours of operation, wipe some good quality grease on the gears.

OPERATION:

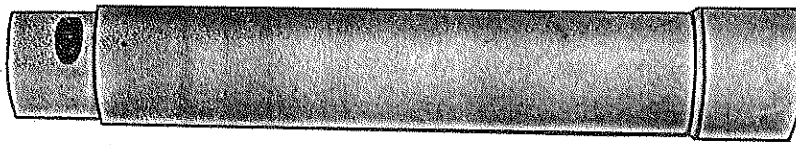
Start the cut at the riser and pull the Mica-Miller toward you. A little care must be taken to start the saw in the slot, but once started it will tend to follow the slot. Sighting along the mica toward the saws will help keep the saw in the center of the slot. Experience will show the proper cutting rate. When the saw or V-cutter gets dull change it to keep a rapid cutting speed without overloading. For use in close quarters, the auxiliary handle may be removed.

SAWS AND V-CUTTERS:

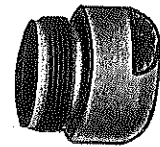
Saws cut a "U" shaped slot. V-cutters are bevelled and cut a "V" shaped slot which stays clean longer under unfavorable conditions. Saws are stocked with 40°, 50°, or 60°, between cutting edges.

Flex-Drive Undercutter Parts

Quantity	Description	Part No.
1	Shaft Housing	M-MUD745
1	Shaft	M-MUD746
1	Adaptor	M-MUD747
1	Bearing	M-MU78ZZ
1	Bearing	M-MU87038
1	Gear	M-MUH2010L
1	10-32x3/8 Flat Hd. Screw	M-MU29
1	Pin	M-MU47



M-MUD745



M-MUD747

M-MU87038




M-MUD78ZZ



M-MU29



M-MUH2010L



M-MUD746

M-MU47

